

Worldwide Support and Distribution Network

Company Headquarters:

Phase Motion Control S.r.l.

Via Adamoli, 461

16141 - Genova, Italia

Ph: +39 010.835.161

Fx: +39 010.42067.36

e-mail: info@phase.eu

Web Site: www.phase.eu

China

Phase Motion Control Ningbo Ltd

North of 2nd Binhai Road

Hangzhou Bay New Zone Ningbo China

Ningbo, 315336

China

Ph: 0086.574. 2345.9095

e-mail: info@phase.com.cn

Web Site: www.phase.com.cn

France

Phase Automation

20 avenue Félix Faure

69007 Lyon


Ph: + 33 4 72 72 94 90

Fx: + 33 4 78 58 86 36

e-mail: olivier.achille@phase.eu



Product Apperance



Main Features

- *Three phase 220Vac or Single phase 220Vac supply operation*
- *Power on relay output (DCBus Ready signal and System ready signal)*
- *External DCBus capacitors charge capability*
- *Automatic DCBus capacitor discharge when system disable (by braking resistor)*
- *Dynamic braking (external resistor required)*
- *Desaturation protection of braking IGBT*
- *Over voltage, over current and over temperature protection*
- *Monitor by Bluetooth*
- *Heat dissipation by a cooling fan*

世界各地支持和分销网络

公司总部

Phase Motion Control S.r.l.
Via Adamoli, 461
16141 - Genova, Italia
Phone: +39 010.835.161
Fax: +39 010.42067.36
E-mail: info@phase.eu
Web Site: www.phase.eu

中国

宁波菲仕运动控制技术有限公司
浙江省宁波市杭州湾新区滨海二路 248 号
邮编: 315800
电话: 0086.574. 2345.9095
e-mail: info@phase.com.cn
公司官网: www.phase.com.cn

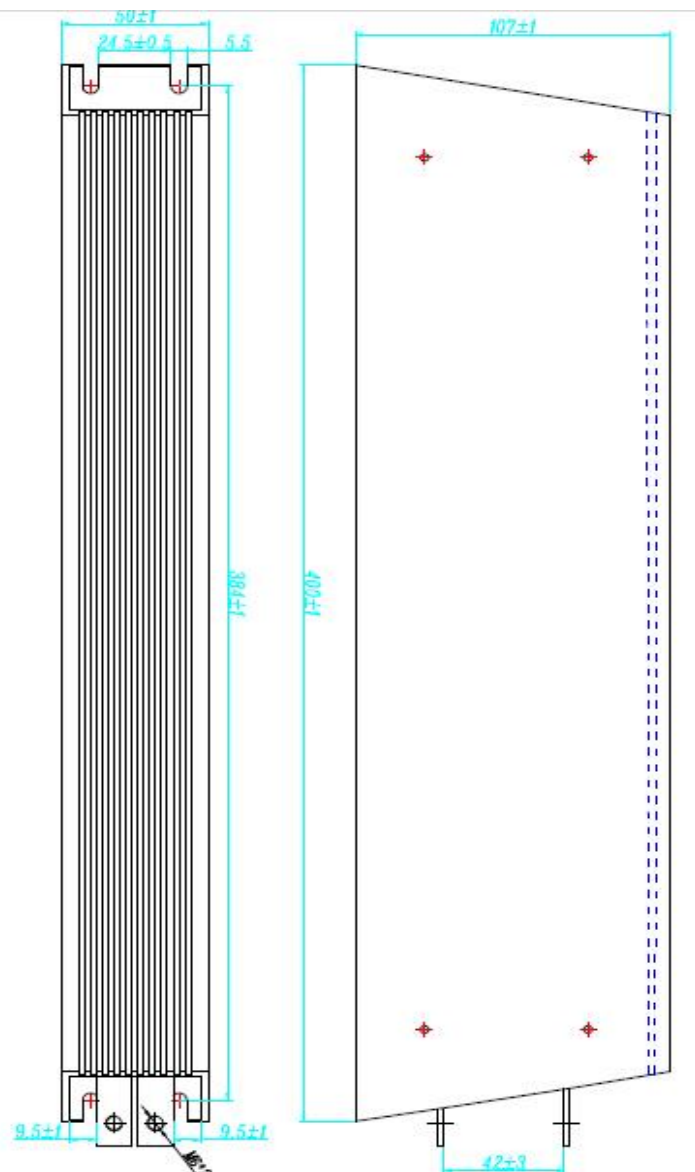
法国

Phase Automation
20 avenue Félix Faure
69007 Lyon
Ph: + 33 4 72 72 94 90
Fx: + 33 4 78 58 86 36
e-mail: olivier.achille@phase.eu



Motori Tw

Alimentatore 220V / 400V



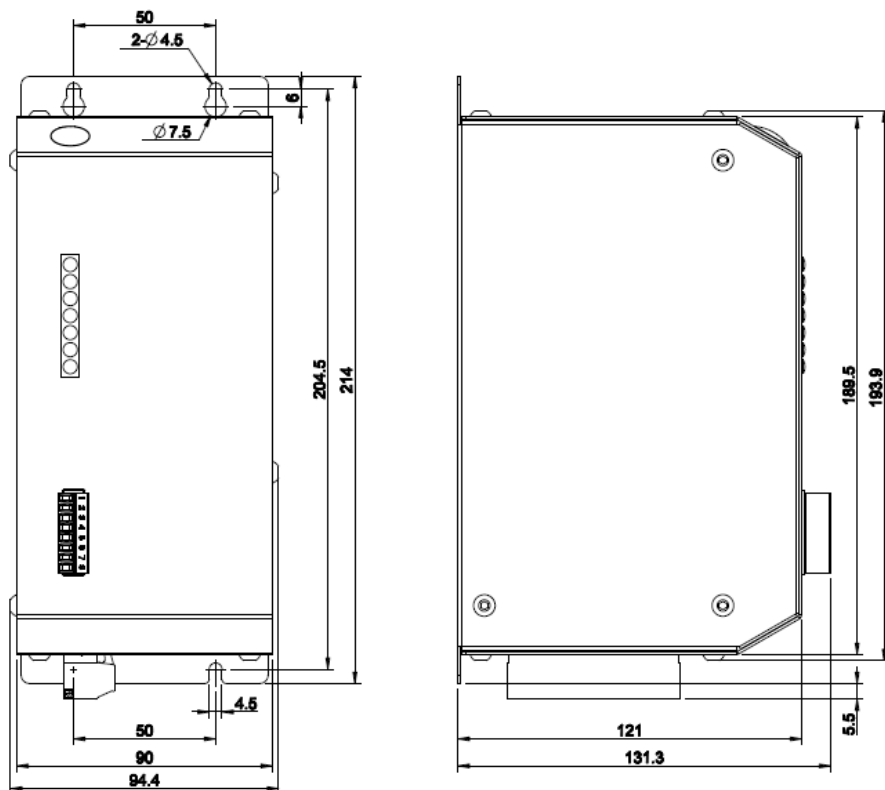
Motori Tw

Alimentatore 220V / 400V

Technical Performance

	220Vac	
Main Power	2 phase	3 phase
Rated Output Voltage	310 Vdc	
Rated Output Power	4KW	8KW
Peak Output Power	5.5KW	16KW
Overload Current	>27A	
Brake Voltage	375 Vdc	
Recommend Braking resistor	20 Ohm	
	1000W	
Auxiliary Power Supply	24 V, 0.5 A	
Max. Working Temperature	90 °C	

External Dimensions



Operating Instructions

1. According to the Connections, ensure correct wiring.
2. Power on Auxiliary power, LED "+24V (Yellow)" on. (*)
3. Power on Main power, LED "AC (Yellow)" on after a short blink . (*)
4. Control "Enable (Contact Input) "CLOSED, DCBUS Enable, LED "Sys.OK (Green)" on, Power Supply is working.

! (*) Note: A right steps for Enable power: Auxiliary power ON → Main power ON → "Enable (Contact Input) "CLOSED.

A right steps for Disable power: "Enable (Contact Input) "OPEN → Main power OFF → Auxiliary power OFF.

Braking Resistor

Rate Power: 1000W

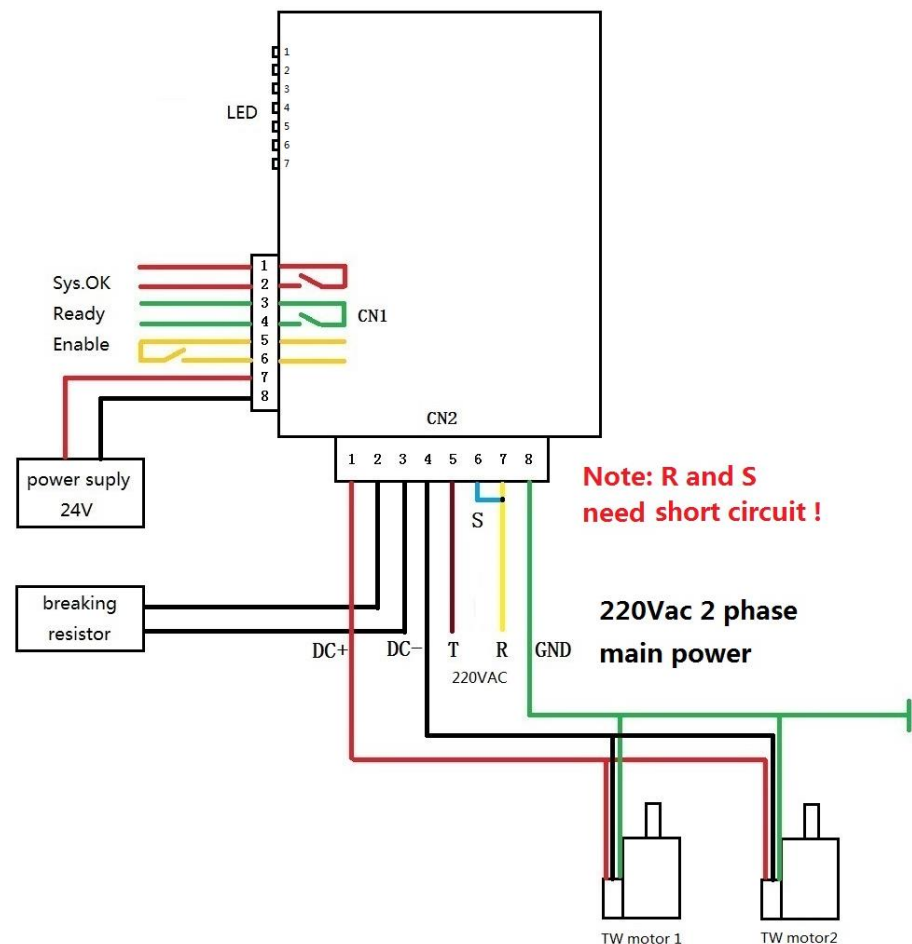
Rate Resistance: $20\Omega \pm 5\%$

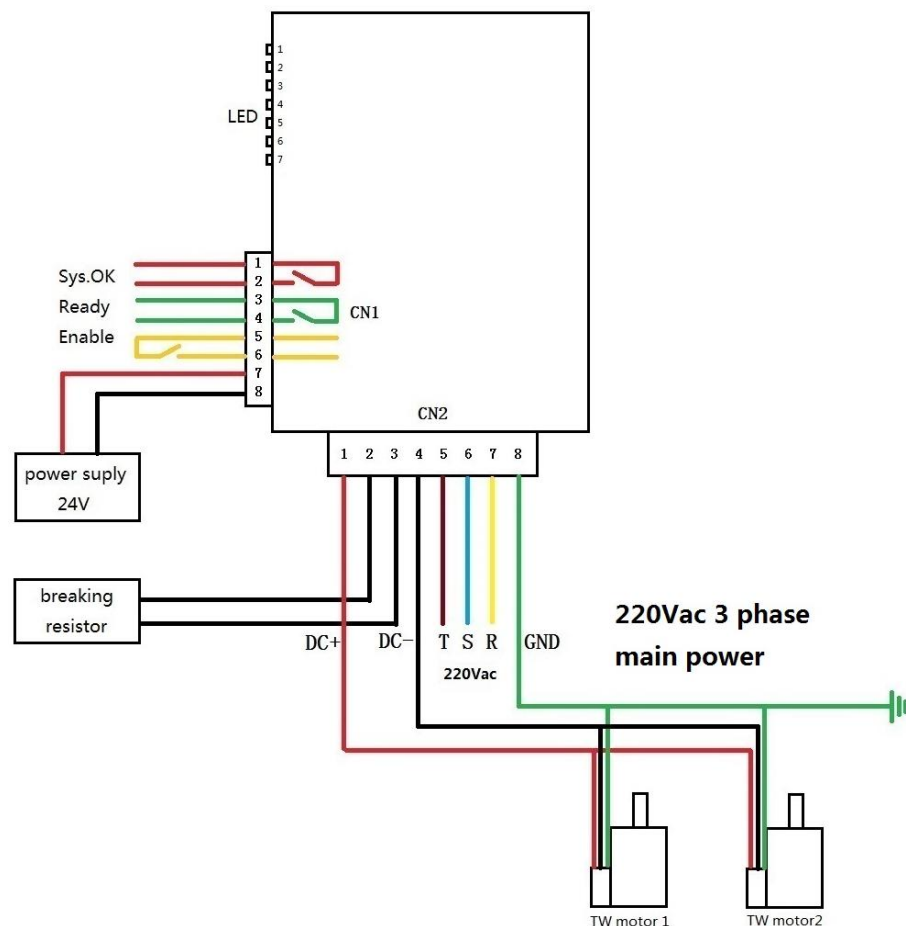
External Dimensions :

Connections

CN1		
NO.	name	description
1	Sys.OK	Contact Output1: CLOSED (Power OK)
2	Sys.OK	OPEN (Power not OK)
3	Ready	Contact Output2: CLOSED (System Ready)
4	Ready	OPEN (System not Ready, Active Alarms)
5	Enable	Contact Input: CLOSED (Enable PSU)
6	Enable	OPEN (Disable PSU)
7	+24 V	Auxiliary power supply Input positive
8	0	Auxiliary power supply Input negative

CN2			
NO.	name	description	
		3 phae 220Vac	2 phase220Vac
1	DC +	TW power positive supply	
2	BR+	External brake resistor connection	
3	BR-	External brake resistor connection	
4	DC-	TW power negative supply	
5	T	Three phase input	Two phase input
6	S	Three phase input	R and S short cricuit, Two phase input
7	R	Three phase input	
8	GND	Ground connection	





LED and Terminal Blocks

LED				
NO.	name	off	blink	on
1	Bluetooth (Blue)	Bluetooth is Abnormal	Bluetooth is Ready	Bluetooth is Working
2	Sys.OK (Green)	No DCBUS Output	DCBUS Output preparing	DCBUS Enable
3	AC (Yellow)	Main Power Off	Main Power Abnormal	Main Power Normal
4	+24V (Yellow)	Auxiliary Power Off	Auxiliary Power too low	Auxiliary Power Normal
5(*1)	OVP (Red)	DCBUS Normal	Brake working	Over Voltage Alarm
6(*2)	OC (Red)	Current Normal	Overload Current	Over Current Alarm
7(*3)	OTP (Red)	Temperature Normal	Fan Working	Temperature Alarm

**Note1: Main power is 220Vac 2phase or 3phase: DCBUS > 375Vdc, brake on; DCBUS < 350Vdc, brake off; DCBUS > 425Vdc, Over Voltage Alarm.*

**Note2: Current Value >=100A, Over Current Alarm; Current Value >27A, Overload operation.*

**Note3: Temperature >= 90 °C, Over Temperature Alarm; Temperature >= 45 °C, fan run; Temperature < 40 °C, fan stop.*